

Scaled data based on original data using
LM-79-08 Approved Method: Electrical and Photometric Measurements of Solid-
State Lighting Products

Test Report Prepared for
Cooper Lighting Solutions
(formerly Eaton)

Brand: INVUE

Report Number: P151058

Luminaire Tested: **VWM-E01-LED-E1-SL3-8030**

Issue Date: 03/03/2020

Test Information

Test Method: LM-79-08
Report Number: P151058
REPORT IS SCALED FROM IESNA LM-79-08 TEST DATA (P33679)
Test Lab: INNOVATION CENTER-P3
Issue Date: 03/03/2020
Manufacturer: COOPER LIGHTING SOLUTIONS (FORMERLY EATON)
Product Line: INVUE
Catalog Number: VWM-E01-LED-E1-SL3-8030
Description: VISION WALL MEDIUM LED LUMINAIRE
(1) LIGHTBARS WITH AccuLED OPTICS - TYPE 3 W/ SPILL LIGHT CONTROL
Light Source: (21) 3000K CCT, 80 CRI LEDs
Ballast/Driver: -

Summary

Lumens per Lamp: N/A
Luminaire Lumens: 2562.5 lumens
Efficiency: N/A
Efficacy: 103.7 lumens/watt
Luminous Opening: Rectangular (W 0.17' x L: 1' x H: 0')
IES Classification: Type III - Short - Semi-Cutoff
BUG Rating: B1 - U0 - G1

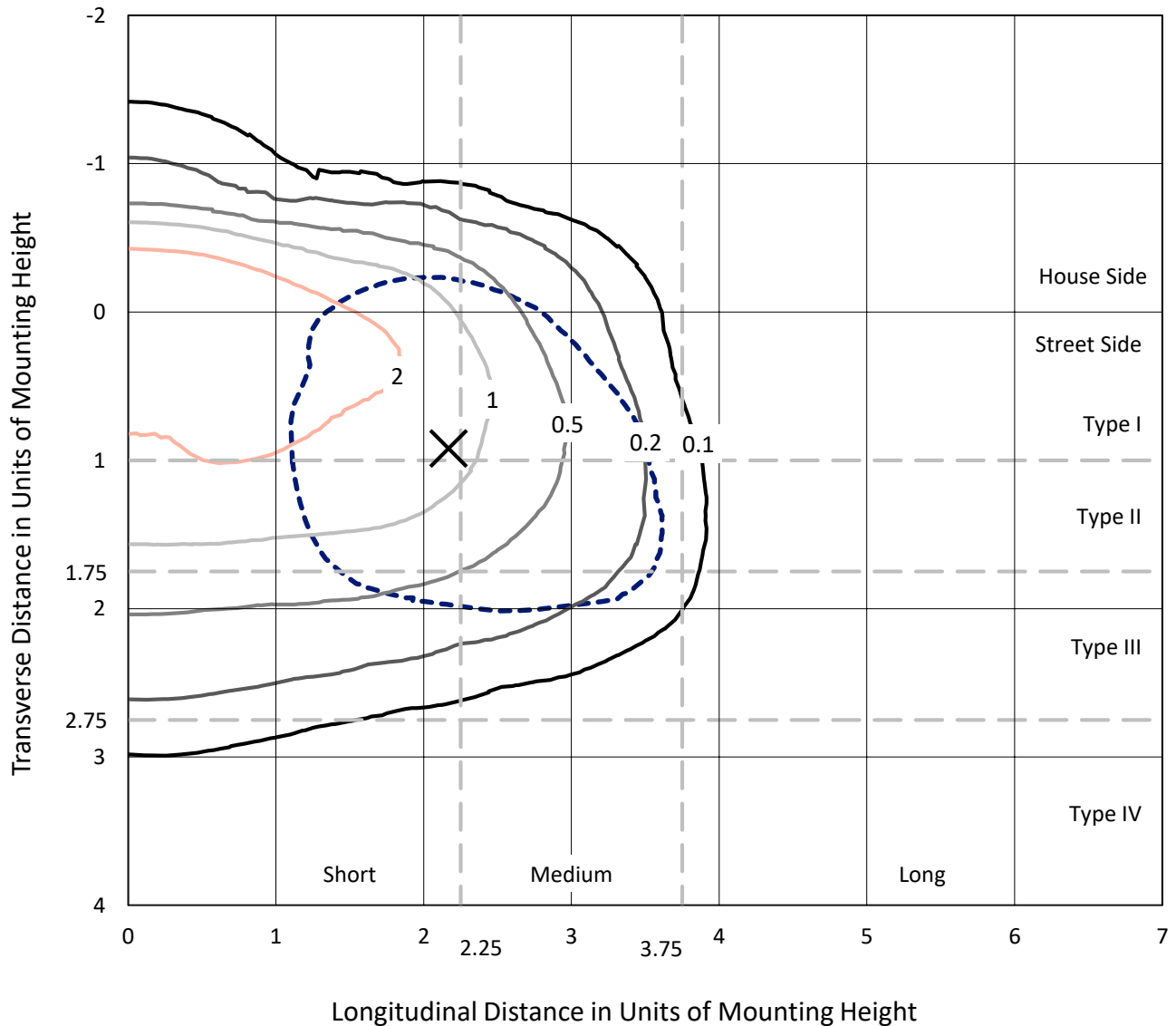
Input Watts (W): 24.7
Input Voltage (V): NR
Input Current (Ain): NR
Voltage Rise (V): NR
Power Factor: NR
Total Harmonic Distortion (THDi): NR
Frequency (hertz): 60
Stabilization Time: NR
Operation Time: NR
Ambient Temperature (°C): NR
Test Distance: 25 FT



REPORT NUMBER: P151058
 CATALOG NUMBER: VWM-E01-LED-E1-SL3-8030

Iso-Footcandle Lines of Horizontal Illumination

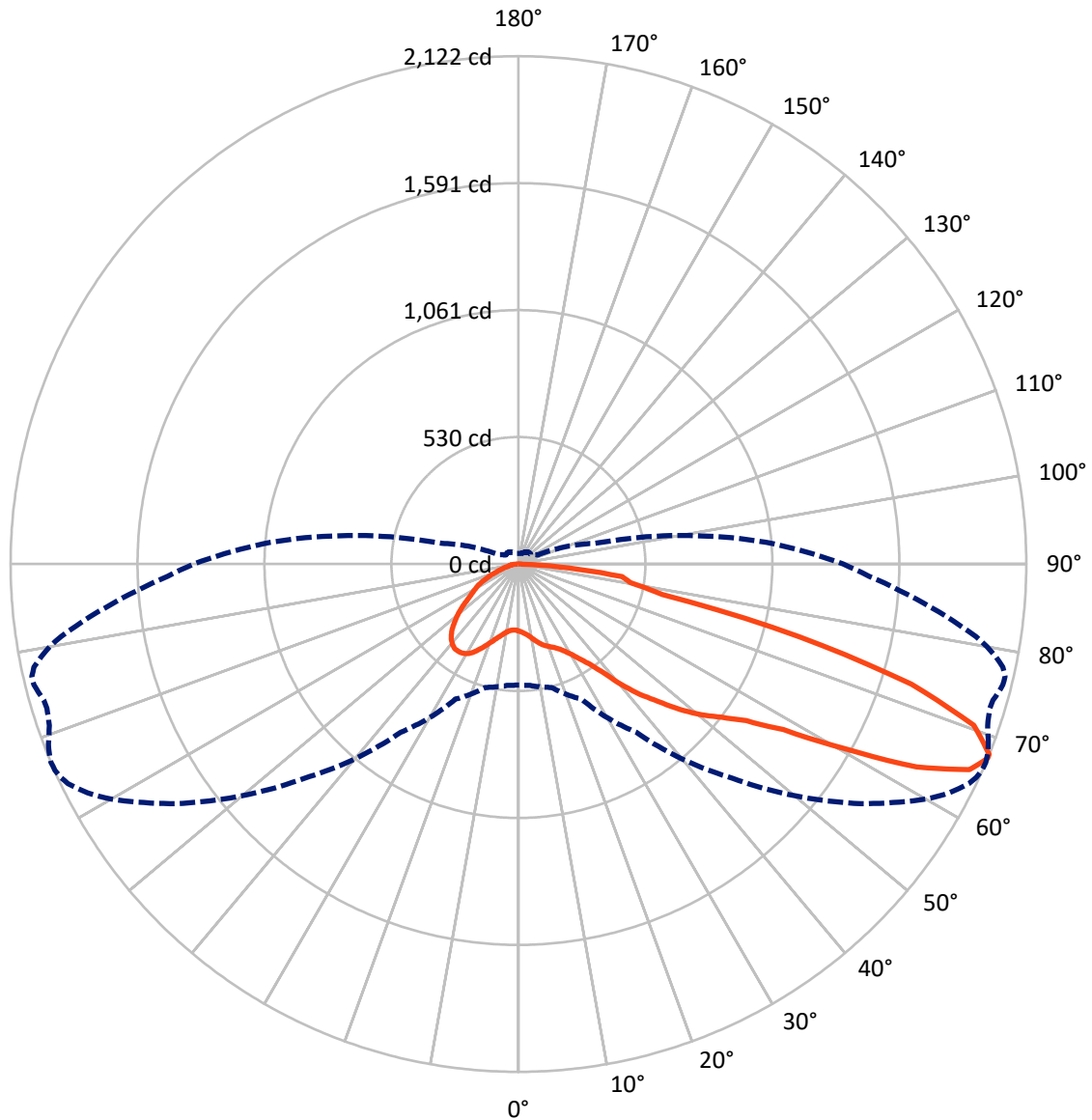
✕ Max cd
 - - - 1/2 Max cd



Based on 10 foot mounting height. Maximum calculated value = 3.6 fc
 Type III - Short - Semi-Cutoff

REPORT NUMBER: P151058
CATALOG NUMBER: VWM-E01-LED-E1-SL3-8030

Luminous Intensity Polar Plot



— Vertical Plane Through 67-Deg Lateral - - - Horizontal Cone Through 67-Deg Vertical

REPORT NUMBER: P151058

CATALOG NUMBER: VWM-E01-LED-E1-SL3-8030

FLUX DISTRIBUTION:

		Downward	Upward	Total
House Side	Lumens	591.3	0.0	591.3
	% Fixture	23.1	0.0	23.1
Street Side	Lumens	1971.2	0.0	1971.2
	% Fixture	76.9	0.0	76.9
Total	Lumens	2562.5	0.0	2562.5
	% Fixture	100.0	0.0	100.0

Coefficient of Utilization

ZONAL LUMENS:

Zone	Lumens	% Fixture
0°-10°	27.9	1.1
10°-20°	95.6	3.7
20°-30°	168.7	6.6
30°-40°	242.2	9.5
40°-50°	367.9	14.4
50°-60°	541.6	21.1
60°-70°	719.8	28.1
70°-80°	352.1	13.7
80°-90°	46.8	1.8
90°-100°	0.0	0.0
100°-110°	0.0	0.0
110°-120°	0.0	0.0
120°-130°	0.0	0.0
130°-140°	0.0	0.0
140°-150°	0.0	0.0
150°-160°	0.0	0.0
160°-170°	0.0	0.0
170°-180°	0.0	0.0
0°-90°	2562.5	100.0
0°-180°	2562.5	100.0



REPORT NUMBER: P151058

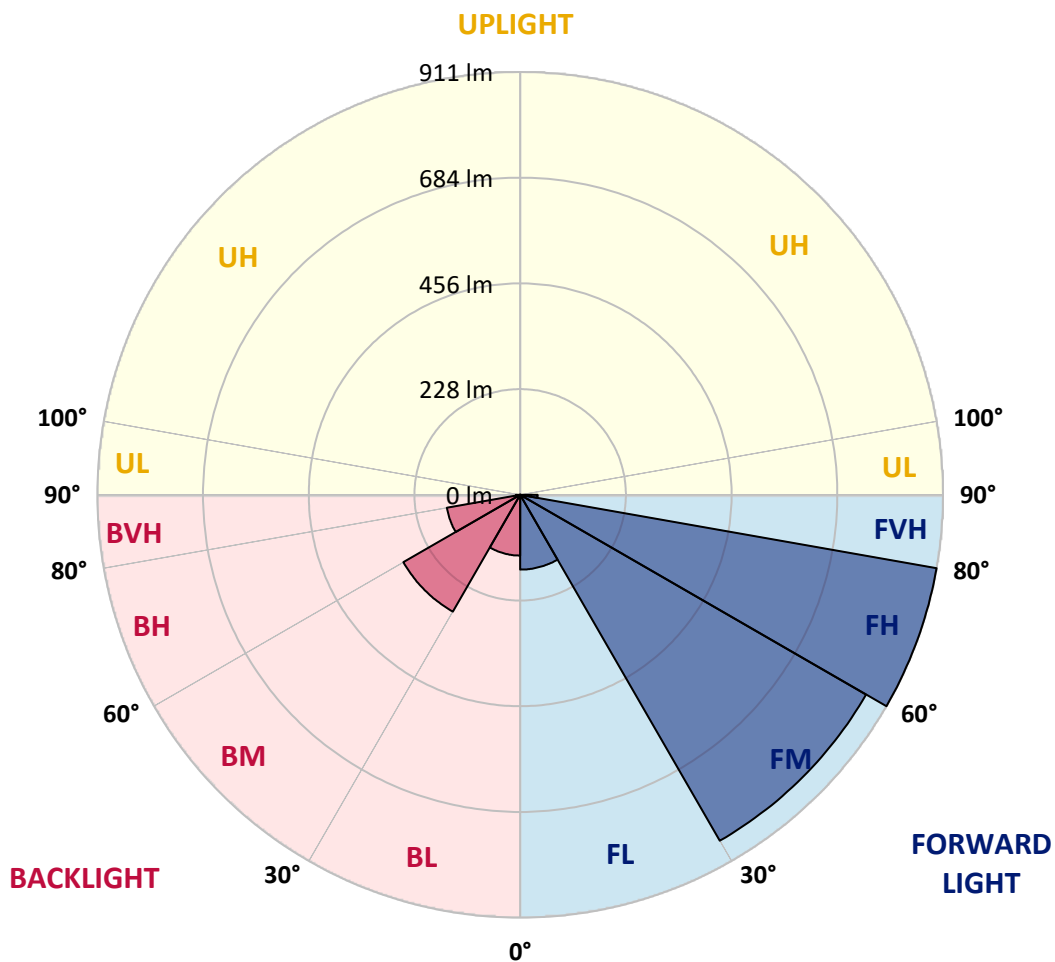
CATALOG NUMBER: VWM-E01-LED-E1-SL3-8030

LUMINAIRE CLASSIFICATION SYSTEM LUMEN TABLE AND BUG RATING:

Zone		Lumens	% Fixture	Zone Rating/Lumen Limit		
				B	U	G
FL	(0°-30°)	161.2	6.3			
FM	(30°-60°)	860.9	33.6			
FH	(60°-80°)	911.5	35.6			G1/1800
FVH	(80°-90°)	37.6	1.5			G1/100
BL	(0°-30°)	131.0	5.1	B1/500		
BM	(30°-60°)	290.7	11.3	B1/1000		
BH	(60°-80°)	160.4	6.3	B1/500		G1/500
BVH	(80°-90°)	9.2	0.4			G0/10
UL	(90°-100°)	0.0	0.0		U0/0	
UH	(100°-180°)	0.0	0.0		U0/0	

BUG Rating: B1-U0-G1

Type III Short





REPORT NUMBER: P151058

CATALOG NUMBER: VWM-E01-LED-E1-SL3-8030

CANDELA DISTRIBUTION (FULL):

	0°	5°	15°	25°	35°	45°	55°	60°	61°	62°	64°
0°	279.9	279.9	279.9	279.9	279.9	279.9	279.9	279.9	279.9	279.9	279.9
2.5°	293.1	293.4	292.9	292.6	290.9	289.2	288.1	286.7	286.7	286.7	286.1
5°	309.7	308.6	309.5	307.5	304.1	301.0	297.9	295.4	294.8	294.8	293.7
7.5°	329.7	328.3	327.7	324.9	319.9	315.4	309.2	306.7	305.2	304.7	304.1
10°	353.9	353.9	350.3	345.5	338.7	330.8	324.1	319.6	319.3	319.3	316.8
12.5°	378.7	379.2	374.5	369.7	358.7	348.3	340.4	335.3	335.1	333.9	332.5
15°	401.5	400.1	397.0	389.9	377.8	365.4	355.6	350.5	349.4	348.3	347.4
17.5°	420.3	418.9	415.0	406.0	393.3	378.7	366.6	361.2	360.7	360.1	359.0
20°	432.1	431.0	425.4	415.0	401.7	386.8	373.9	370.2	369.1	369.1	368.5
22.5°	438.9	437.2	429.0	415.2	402.3	391.3	380.6	378.4	377.5	377.8	377.8
25°	442.3	440.8	429.3	409.6	397.2	394.1	389.6	388.2	388.5	388.8	389.4
27.5°	442.8	440.8	427.3	402.3	390.8	399.5	402.6	404.8	404.8	406.0	407.9
30°	438.6	436.3	423.4	396.7	388.0	410.2	422.6	428.5	430.7	430.2	434.7
32.5°	431.3	429.9	419.5	396.7	395.8	431.3	453.2	461.7	462.8	463.4	468.4
35°	428.7	428.5	424.0	410.2	420.3	468.4	501.9	508.4	509.8	509.8	513.4
37.5°	428.2	429.6	434.7	435.5	463.4	523.6	567.4	577.3	577.3	580.1	580.1
40°	428.2	431.3	450.4	473.2	516.0	595.3	656.1	667.3	667.3	670.4	668.7
42.5°	444.8	449.3	480.8	524.1	582.4	669.3	739.1	751.7	752.6	751.7	754.2
45°	477.4	481.4	519.6	581.8	650.7	748.6	818.4	833.6	830.5	832.5	833.3
47.5°	520.7	526.9	570.5	644.8	717.4	822.0	907.3	921.1	920.0	920.8	917.1
50°	566.9	573.4	622.0	707.3	783.8	881.1	978.7	999.3	997.3	998.7	1000.7
52.5°	607.7	611.6	658.6	754.2	834.1	936.3	1033.6	1059.2	1063.7	1064.3	1065.7
55°	631.9	636.7	679.7	777.6	870.7	990.3	1096.3	1135.2	1143.9	1146.1	1152.3
57.5°	640.3	645.4	684.5	781.0	890.7	1040.9	1183.8	1252.2	1259.5	1271.6	1291.3
60°	640.0	645.4	679.4	773.4	910.9	1103.7	1320.0	1434.5	1471.6	1484.0	1512.2
62.5°	613.9	620.1	654.7	750.3	936.8	1183.8	1522.6	1698.7	1746.5	1769.0	1799.4
65°	556.5	561.0	593.3	691.8	929.5	1262.9	1691.9	1911.6	1955.2	1988.2	2042.5
67°	505.6	508.4	533.7	622.6	858.1	1265.7	1745.4	1964.5	2002.5	2037.4	2093.4
67.5°	492.6	498.5	518.2	601.5	831.3	1249.7	1741.7	1956.4	1995.2	2031.5	2090.6
70°	400.9	409.3	419.2	475.2	653.5	1051.3	1612.6	1815.1	1849.2	1882.9	1965.4
72.5°	247.3	262.5	264.5	299.9	425.4	726.7	1304.8	1530.7	1556.3	1580.5	1664.9
75°	145.7	148.0	155.0	183.7	249.5	434.4	875.5	1137.1	1160.8	1172.6	1238.7
77.5°	81.3	83.6	89.5	114.2	191.9	292.6	509.8	668.2	682.5	697.4	686.7
80°	33.8	36.9	39.7	46.1	89.7	231.0	350.5	424.8	434.1	442.8	453.8
82.5°	16.3	17.4	21.4	24.5	32.6	94.8	274.9	368.3	379.2	391.9	417.5
85°	7.6	8.4	11.8	14.1	15.8	23.9	92.0	179.2	194.4	197.2	202.3
87.5°	0.6	0.6	1.4	2.0	2.8	3.1	9.6	13.5	15.2	13.8	17.4
90°	0.0	0.0	0.0	0.0	0.0	0.0	0.0	0.0	0.0	0.0	0.0



REPORT NUMBER: P151058

CATALOG NUMBER: VWM-E01-LED-E1-SL3-8030

CANDELA DISTRIBUTION (continued):

	65°	66°	67°	68°	69°	70°	71°	72°	73°	74°	75°
0°	279.9	279.9	279.9	279.9	279.9	279.9	279.9	279.9	279.9	279.9	279.9
2.5°	285.8	285.6	285.0	285.0	284.7	284.7	284.7	284.1	284.1	284.1	283.9
5°	293.4	293.1	292.3	292.3	291.7	291.7	290.9	290.6	290.1	290.1	289.8
7.5°	303.3	303.0	301.9	301.9	301.0	300.7	300.2	299.3	299.3	298.8	298.2
10°	316.8	315.9	315.7	314.2	314.5	314.0	313.4	312.6	312.0	311.4	310.9
12.5°	332.0	332.0	330.6	329.7	330.3	329.7	328.6	328.3	327.5	327.5	326.6
15°	346.3	346.3	345.8	344.6	344.9	344.1	343.8	343.2	342.1	342.4	342.1
17.5°	358.7	358.7	357.9	357.3	357.3	356.4	356.7	356.2	355.6	355.3	354.5
20°	368.5	368.5	368.0	367.4	367.7	367.7	366.9	366.9	366.9	366.3	366.3
22.5°	378.1	378.4	378.4	378.4	378.7	379.0	378.7	379.2	379.0	379.5	379.5
25°	390.8	391.6	392.2	392.2	393.6	393.9	394.1	395.0	395.0	395.8	396.1
27.5°	409.6	410.2	412.4	413.0	413.3	415.5	415.8	416.9	418.1	418.3	418.6
30°	435.5	436.9	438.6	439.7	439.7	442.5	443.7	443.1	446.2	447.0	448.2
32.5°	470.1	471.2	472.9	474.0	475.2	476.6	476.9	478.3	480.8	483.0	481.6
35°	513.7	516.5	513.7	516.8	517.6	519.6	519.1	520.7	521.9	522.7	522.4
37.5°	577.0	575.6	575.0	573.9	571.9	578.7	575.3	575.0	573.4	578.1	575.0
40°	660.3	661.1	662.0	657.5	654.9	654.9	654.1	651.0	649.6	653.8	653.2
42.5°	747.2	748.1	744.1	741.3	734.8	734.0	730.1	729.2	727.8	730.1	727.8
45°	826.3	826.8	818.1	819.5	814.5	815.3	809.1	811.6	808.3	810.5	814.7
47.5°	914.6	915.7	908.1	911.2	906.2	903.1	902.8	904.5	900.8	903.1	904.2
50°	994.8	993.4	989.4	990.3	988.0	988.6	985.2	988.3	984.1	988.6	988.0
52.5°	1066.0	1064.3	1063.4	1066.2	1064.3	1064.3	1062.3	1063.7	1064.3	1071.0	1072.4
55°	1152.3	1153.7	1155.1	1160.2	1162.5	1158.8	1162.5	1169.5	1169.8	1185.8	1194.5
57.5°	1291.0	1300.9	1305.9	1309.0	1322.3	1320.8	1329.3	1346.2	1347.9	1385.0	1406.7
60°	1533.0	1550.4	1567.0	1558.0	1584.7	1592.9	1598.0	1629.5	1639.3	1674.5	1693.3
62.5°	1838.5	1840.5	1866.3	1858.2	1873.4	1869.7	1875.9	1890.3	1903.2	1932.2	1949.9
65°	2051.7	2061.0	2071.2	2060.7	2060.5	2048.1	2040.2	2039.9	2047.8	2054.0	2073.7
67°	2109.7	2119.0	2121.5	2113.9	2102.9	2087.2	2072.6	2065.0	2059.9	2062.7	2075.1
67.5°	2109.1	2117.9	2120.9	2113.6	2098.4	2085.2	2069.7	2061.0	2054.3	2055.7	2066.1
70°	1989.3	2008.1	2018.3	2020.5	2018.5	1995.5	1982.3	1974.4	1968.7	1955.0	1954.1
72.5°	1685.4	1708.2	1716.1	1728.8	1734.4	1700.4	1686.0	1694.7	1675.0	1631.4	1633.4
75°	1237.6	1239.3	1212.8	1207.8	1188.9	1111.8	1088.7	1067.6	1033.9	981.3	931.8
77.5°	645.1	644.8	614.4	599.0	576.4	530.0	527.8	490.1	463.6	415.5	398.1
80°	458.3	465.6	475.7	480.8	472.9	454.9	430.2	403.4	372.8	342.7	306.7
82.5°	426.2	430.7	436.1	416.4	405.4	380.1	361.2	322.4	300.7	266.4	230.1
85°	207.3	221.1	210.4	198.1	193.8	151.6	146.6	122.4	111.1	91.4	85.2
87.5°	13.2	16.3	14.6	13.2	11.5	6.5	8.7	6.2	6.5	4.8	4.2
90°	0.0	0.0	0.0	0.0	0.0	0.0	0.0	0.0	0.0	0.0	0.0



REPORT NUMBER: P151058

CATALOG NUMBER: VWM-E01-LED-E1-SL3-8030

CANDELA DISTRIBUTION (continued):

	76°	77°	78°	79°	80°	81°	82°	83°	84°	85°	86°
0°	279.9	279.9	279.9	279.9	279.9	279.9	279.9	279.9	279.9	279.9	279.9
2.5°	283.9	283.6	283.3	283.0	282.7	282.7	282.5	282.2	281.9	281.3	281.3
5°	289.2	289.2	288.9	288.4	288.4	287.8	287.0	286.7	286.7	286.1	285.6
7.5°	297.9	297.6	297.1	296.8	296.2	295.7	295.1	294.6	294.3	293.4	293.1
10°	311.2	310.6	309.2	308.6	308.3	307.8	307.2	306.7	305.8	305.2	305.0
12.5°	326.1	325.8	324.7	325.2	323.8	323.2	322.7	321.3	321.8	320.7	320.2
15°	341.0	341.3	340.7	340.7	339.6	338.7	338.2	337.0	336.8	336.2	335.6
17.5°	354.2	354.8	353.9	353.4	352.8	352.2	351.1	350.0	350.0	348.8	348.3
20°	366.3	366.9	366.6	366.0	365.2	364.9	364.3	363.5	363.5	362.9	362.1
22.5°	380.1	380.4	380.4	380.1	379.2	379.5	379.0	378.1	378.4	377.3	377.3
25°	396.7	397.2	397.8	398.1	397.5	397.8	397.2	396.7	396.4	396.7	396.4
27.5°	419.5	420.0	421.7	420.3	421.7	422.0	421.2	420.0	420.9	422.3	421.4
30°	449.6	449.0	451.3	451.5	451.3	451.5	451.0	450.1	450.7	453.2	451.8
32.5°	483.3	484.5	485.0	485.6	486.4	487.5	486.7	485.9	487.3	486.4	488.4
35°	524.1	526.7	527.5	526.7	527.2	529.2	528.9	529.2	532.0	529.2	532.8
37.5°	575.6	578.1	580.1	579.0	580.4	580.4	582.6	588.8	584.9	589.9	593.9
40°	650.4	654.4	654.7	654.4	655.8	657.5	659.7	666.5	662.0	667.3	671.0
42.5°	727.5	732.3	734.0	731.2	734.3	737.9	738.2	744.1	744.4	745.2	747.2
45°	814.5	818.7	822.0	820.6	820.9	825.7	824.6	830.2	826.0	826.0	827.1
47.5°	907.0	910.9	913.2	915.4	912.6	916.9	918.8	917.7	912.6	911.5	904.8
50°	991.4	994.8	998.2	1004.3	1004.1	1006.0	1007.4	1002.4	1001.3	995.1	987.5
52.5°	1080.9	1089.6	1097.2	1110.1	1112.1	1118.9	1116.3	1107.9	1106.5	1096.3	1086.2
55°	1205.5	1230.5	1241.5	1261.5	1275.0	1274.7	1269.1	1267.7	1257.0	1236.7	1224.6
57.5°	1422.4	1461.5	1480.4	1506.2	1510.5	1507.9	1500.6	1487.7	1469.1	1435.1	1413.1
60°	1735.5	1759.7	1781.7	1787.9	1790.9	1786.2	1760.6	1731.9	1695.6	1648.6	1609.5
62.5°	1972.1	1996.9	2013.2	2010.7	1991.3	1966.8	1929.4	1881.3	1830.3	1777.7	1719.2
65°	2092.5	2102.9	2100.4	2080.7	2047.5	2004.8	1950.2	1890.8	1830.9	1768.7	1708.0
67°	2086.1	2086.3	2069.2	2030.9	1988.4	1934.7	1868.0	1803.3	1733.0	1667.7	1595.4
67.5°	2074.5	2073.4	2049.5	2007.6	1961.7	1906.3	1837.1	1770.1	1697.3	1631.4	1556.6
70°	1944.0	1928.2	1874.2	1807.3	1743.4	1668.6	1596.0	1519.2	1437.0	1380.5	1294.4
72.5°	1597.4	1544.2	1451.1	1381.1	1312.7	1214.8	1169.5	1074.1	1016.4	980.4	915.4
75°	925.0	880.6	808.5	743.0	709.8	651.8	624.3	554.2	539.6	539.0	516.5
77.5°	353.1	308.1	261.6	210.7	179.2	142.4	125.5	112.3	102.1	109.2	99.0
80°	264.7	217.7	170.2	123.8	88.3	65.3	56.0	51.8	49.2	47.3	45.9
82.5°	197.2	155.6	120.7	78.8	55.1	41.6	36.0	33.8	32.6	30.7	29.0
85°	66.7	53.5	42.2	29.3	23.1	18.8	17.4	16.9	16.0	14.6	13.8
87.5°	3.7	3.4	3.7	2.8	3.4	2.8	3.1	3.1	3.1	2.8	2.8
90°	0.0	0.0	0.0	0.0	0.0	0.0	0.0	0.0	0.0	0.0	0.0



REPORT NUMBER: P151058

CATALOG NUMBER: VWM-E01-LED-E1-SL3-8030

CANDELA DISTRIBUTION (continued):

	87°	88°	89°	90°	95°	105°	115°	125°	135°	145°	155°
0°	279.9	279.9	279.9	279.9	279.9	279.9	279.9	279.9	279.9	279.9	279.9
2.5°	281.0	281.0	281.0	280.5	279.6	278.0	276.3	274.9	273.5	272.6	272.0
5°	285.3	284.7	284.4	284.1	282.2	278.8	275.7	272.9	270.1	267.8	267.0
7.5°	292.9	291.7	291.5	290.6	288.1	283.0	278.5	274.0	270.1	267.0	265.6
10°	304.4	304.4	302.7	301.6	298.8	292.0	285.6	279.6	274.3	270.9	270.1
12.5°	319.0	319.0	317.6	316.8	313.4	304.7	296.8	289.8	284.7	281.3	281.0
15°	334.2	333.9	332.8	331.7	328.0	318.7	310.9	304.7	300.5	296.5	295.4
17.5°	347.7	347.7	346.3	345.2	341.5	333.7	326.6	322.1	317.3	309.2	303.0
20°	361.2	361.5	360.4	359.3	356.2	349.4	346.3	341.8	331.1	313.4	298.8
22.5°	376.1	377.3	375.9	374.7	372.2	369.4	368.3	357.6	335.1	306.7	285.3
25°	395.3	397.2	395.6	395.0	393.6	394.4	391.0	366.3	329.4	292.0	265.3
27.5°	421.4	421.4	421.7	421.7	421.2	424.2	411.9	366.6	317.1	273.2	241.4
30°	452.1	453.8	453.2	453.2	455.5	457.4	423.4	360.4	301.3	249.8	212.1
32.5°	489.0	490.4	490.9	488.4	497.4	487.3	427.6	349.1	281.9	220.8	177.2
35°	533.4	535.4	536.8	537.1	543.0	513.1	425.4	332.5	254.0	184.6	139.0
37.5°	591.4	595.3	598.4	599.8	600.1	535.1	419.2	310.6	217.7	144.0	103.5
40°	668.4	672.7	671.8	674.6	658.6	548.0	405.1	278.8	172.7	105.8	79.9
42.5°	742.7	743.3	744.4	741.9	709.2	554.8	385.4	240.0	129.4	79.1	68.4
45°	825.7	820.9	815.6	811.6	755.9	557.3	358.4	192.7	91.4	66.4	63.3
47.5°	903.6	897.2	886.2	874.9	797.6	553.4	323.8	144.3	69.5	60.8	59.9
50°	980.2	968.1	952.6	939.6	837.5	547.5	285.6	104.1	60.8	58.0	57.1
52.5°	1075.0	1054.7	1034.5	1017.6	889.6	538.2	245.3	79.1	57.1	55.7	54.6
55°	1204.9	1176.8	1144.2	1120.5	960.2	524.1	203.1	67.0	55.4	54.3	52.6
57.5°	1385.0	1342.8	1305.9	1267.4	1056.7	509.8	166.8	62.2	55.1	53.5	51.2
60°	1569.0	1518.3	1471.4	1416.2	1155.1	495.4	141.5	61.6	56.0	53.5	50.1
62.5°	1664.6	1612.3	1555.8	1499.8	1197.6	461.7	124.1	62.5	58.0	54.3	50.1
65°	1642.7	1578.8	1521.4	1464.3	1148.4	397.8	104.9	63.6	61.9	57.7	50.9
67°	1532.4	1465.7	1410.6	1356.0	1038.7	333.1	90.0	64.7	66.1	61.6	52.6
67.5°	1493.6	1426.9	1372.6	1319.4	1006.3	319.6	86.4	65.3	67.0	62.7	53.2
70°	1238.4	1189.5	1131.8	1090.7	814.7	236.6	70.9	66.4	72.0	69.2	55.7
72.5°	891.3	844.6	801.2	778.4	600.1	165.4	59.6	65.3	75.1	72.9	56.8
75°	473.8	470.9	455.2	466.4	371.4	108.0	52.6	61.0	71.7	66.7	52.9
77.5°	95.7	98.5	115.6	113.9	119.8	60.2	45.0	52.3	55.4	49.0	43.0
80°	44.5	43.6	42.8	43.3	42.5	38.5	36.6	41.1	38.5	31.5	28.7
82.5°	27.6	27.0	26.2	25.9	28.7	30.7	32.1	32.4	25.6	21.9	21.1
85°	13.2	13.2	12.9	13.5	16.9	25.0	27.0	23.9	17.2	15.8	14.9
87.5°	2.5	2.5	2.8	2.5	3.4	5.9	6.8	7.9	6.5	6.8	7.6
90°	0.0	0.0	0.0	0.0	0.0	0.0	0.0	0.0	0.0	0.0	0.0



REPORT NUMBER: P151058

CATALOG NUMBER: VWM-E01-LED-E1-SL3-8030

CANDELA DISTRIBUTION (continued):

	165°	175°	180°
0°	279.9	279.9	279.9
2.5°	271.5	270.9	270.9
5°	265.9	265.6	265.6
7.5°	264.5	264.7	264.5
10°	269.8	269.5	270.6
12.5°	281.6	282.5	282.2
15°	294.0	294.6	294.6
17.5°	297.6	295.7	295.4
20°	288.1	284.4	283.6
22.5°	270.1	263.3	263.6
25°	247.3	239.1	239.7
27.5°	220.8	212.1	211.8
30°	189.1	179.5	174.7
32.5°	150.8	139.3	139.3
35°	113.4	104.1	100.7
37.5°	86.1	80.7	79.1
40°	71.7	69.2	68.6
42.5°	65.3	64.4	64.1
45°	61.9	61.3	61.0
47.5°	58.8	58.5	58.2
50°	56.5	56.3	56.0
52.5°	54.6	54.0	53.7
55°	51.8	51.8	51.8
57.5°	50.1	50.1	49.8
60°	48.4	48.1	48.1
62.5°	47.0	46.4	46.7
65°	46.1	45.3	45.3
67°	45.6	43.9	43.9
67.5°	45.6	43.3	43.3
70°	44.7	41.1	40.5
72.5°	43.9	38.5	37.7
75°	41.6	36.6	35.7
77.5°	35.7	32.6	32.1
80°	27.6	23.9	24.5
82.5°	20.0	17.2	16.9
85°	14.3	12.4	12.4
87.5°	7.6	6.5	6.8
90°	0.0	0.0	0.0

(END OF REPORT)